

DISPLAYING MEASUREMENT VALUES ON LARGE GRAPHIC SCREEN

Measurement values of current and voltage components are displayed on a single screen. Also, users can easily observe the values on the screen in 1.5 meters long distance.

The following tables list the features that can be displayed in large graphic screen for Dema IED's.

DPM 400-D

Functions

All Fund. Measurements

All RMS Measurements

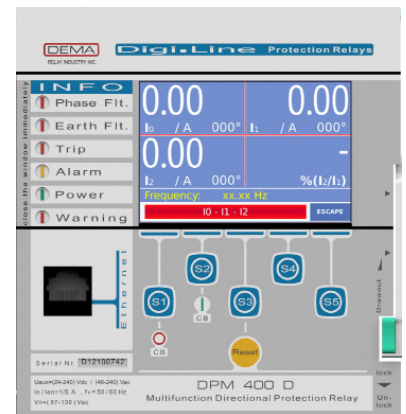
RMS Currents

Phase-Neutral Currents

Phase-Phase Currents

I0-I1-I2

V0-V1-V2

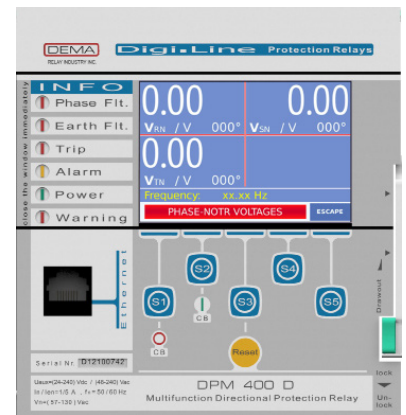


DPM 400-D Current Values

CPM 310 G

Functions

RMS Currents



DPM 400-D Phase- Neutral Voltages

CPM 310 DE

Functions

RMS Currents

Fundamental Harmonics

P/N Sequence Currents

Thermal Θ

Phase-Phase Currents

I0-I1-I2

V0-V1-V2



CPM 312 SE

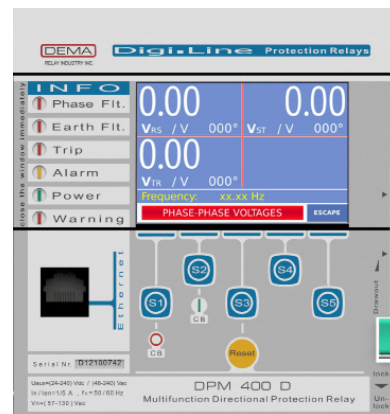
Functions

RMS Currents

Fundamental Harmonics

P/N Sequence Currents

Thermal Θ



DPM 400 D Phase-Phase Voltages



DPM 400 D RMS Currents



DPM 400 D V0-V1-V2