

# IT1- 6U

## LED ANNUNCIATOR

DEMA IT1 signal tables are devices that are to be combined with annunciator relays for applications where remote optical indication is needed.

IT 1 series signal tables are available equipped with 1,2,4 and 6 independent optic units and are named after the number of optic units per device; e.g. IT1-6 standards for IT1 series signal table with 6 independent optic annunciator units.

IT 1 series signal boxes utilize LED lights. This helps provide long life and resistance to vibration and shock.

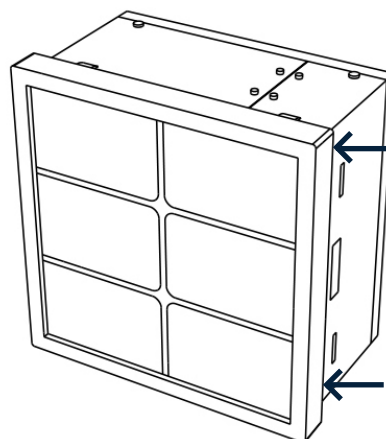


### TECHNICAL FEATURES

Nominal Auxiliary Supply Voltage Range	(24 / 48 / 110) V <sub>DC</sub>
Operational Auxiliary Supply Voltage Range	(0.8-1.1)Un
Lighting Type	LED
Power Consumption (W)	24 V <sub>DC</sub> = 1,8 W 48 V <sub>DC</sub> = 3,6 W 110V <sub>DC</sub> = 5,7 W
Insulation Level (Terminal to earth)	2,000 V / 50 Hz / 1 min
Case Dimensions (H x W xD)	96 x 96 x 71 (mm)
Mounting Type	Flush
Mounting Cut-Out Dimensions	92 .8 x 92 .8 (mm)
Unit Weight	0 .36 kg Net
Packing	1 unit per box

### SPECIFICATIONS

- 24/48 / 110 V<sub>DC</sub> models
- Whenever requested, label can be easily changed.
- long-lasting and bright LED lighting
- IP40 protection



IT1-6U PERSPECTIVE VIEW

#### Notice:

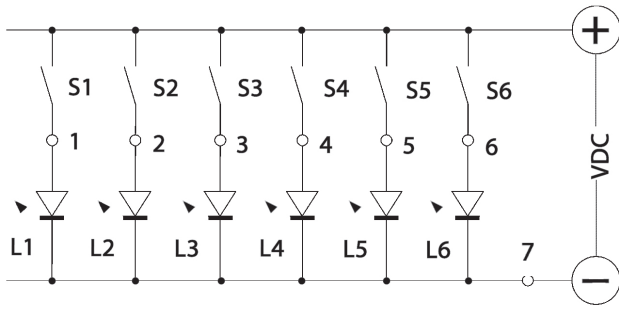
Front Side of IT1-6U should be open from these channels shown in figure above.

### CERTIFICATES



# IT1- 6U LED ANNUNCIATOR

## IT1- 6U CIRCUIT DIAGRAM



CN3		
L4	4	◀ +
L5	5	◀ +
L6	6	◀ +

CN4		
L1	1	◀ +
L2	2	◀ +
L3	3	◀ +
	7	◀

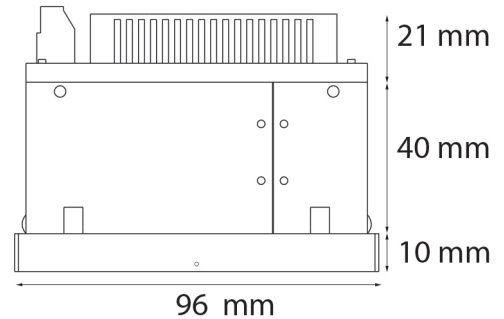
L1	L2
L3	L4
L5	L6

IT1-6U FRONT VIEW

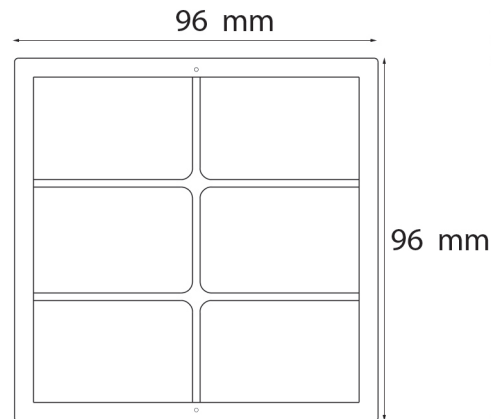
## IT1- 6U DIMENSIONS



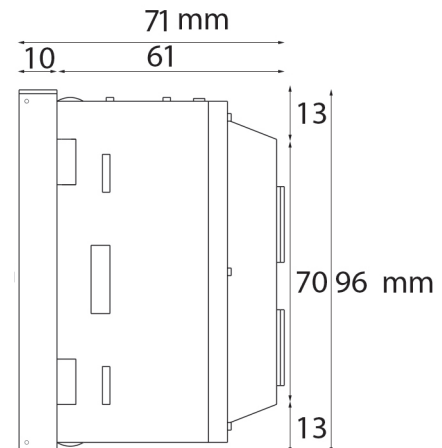
IT1-6U TOP VIEW



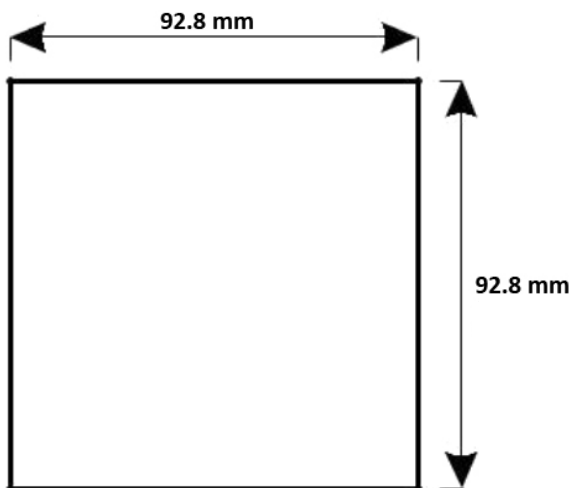
IT1-6U FRONT VIEW



IT1-6U SIDE VIEW



## PANEL CUTTING DIMENSIONS



**DEMA RELAY INDUSTRY INC.**

Tel: +90 (216) 352 77 34-35 / Fax: +90 (216) 442 17 95 / [info@demarole.com.tr](mailto:info@demarole.com.tr) / [www.demarole.com.tr](http://www.demarole.com.tr)

